

About The Fund

Montaka Global Investments aims to invest in high-quality global companies that are well-positioned to benefit from major long-term industry trends and are priced below what we believe they are worth. The Fund seeks to achieve long-term capital growth and outperform the MSCI World Index over a rolling 5-year period, net of fees.

Total Return Performance¹

	FUND	BENCHMARK
1 month	2.5%	4.5%
3 month	2.2%	6.3%
6 month	-14.4%	1.5%
1 year	-8.5%	14.0%
2 years (p.a.)	4.8%	15.8%
3 years (p.a.)	12.9%	17.7%
5 years (p.a.)	7.3%	13.6%
10 years (p.a.)	8.6%	13.2%
Since inception (p.a.)	8.3%	12.3%






Performance chart of the Fund can be viewed by clicking on 'Performance' button [here](#).
Past performance is not indicative of future performance

Top 10 Holdings (net, % of NAV)

1	Amazon	11.2%	6	TSMC	4.4%
2	Microsoft	9.8%	7	Mastercard	4.3%
3	Meta	7.6%	8	ServiceNow	4.3%
4	KKR	6.6%	9	Visa	4.2%
5	Alphabet	6.1%	10	Salesforce	4.2%

Total top 10 holdings **62.7%**

Key Themes² (net, % of NAV)

	Cloud Computing	20%
	Financial & Data Platforms	17%
	Discovery Engines	14%
	Enterprise Software	13%
	Digital Marketplaces	10%

Fund Statistics (net, % of NAV)

Top 10 holdings	62.7%
Turnover ³	37.1%
Cash weighting	1.9%
A\$ currency exposure ⁴	24.9%
Number of positions	23

Fund Facts

Portfolio Manager	Andrew Macken
ARSN	604 883 418
APIR	FHT0036AU
Inception Date	1 July 2015
Fund Type	Global equities, long only
Legal Structure	Open-ended, unlisted unit trust
Unit Price (NAV)	A\$1.4278
Fund Size	A\$81 million
Management Fees and Costs ⁵	1.30% p.a.
Performance Fee ⁶	15.38% p.a.
Buy/Sell Spread	0.10% / 0.10%
Benchmark	MSCI World Net Total Return Index, in Australian Dollars
Invest or Redeem	Apply/redeem directly with the Fund
Distributions	Paid semi-annually (if applicable), as at 30 Jun and 31 Dec each year

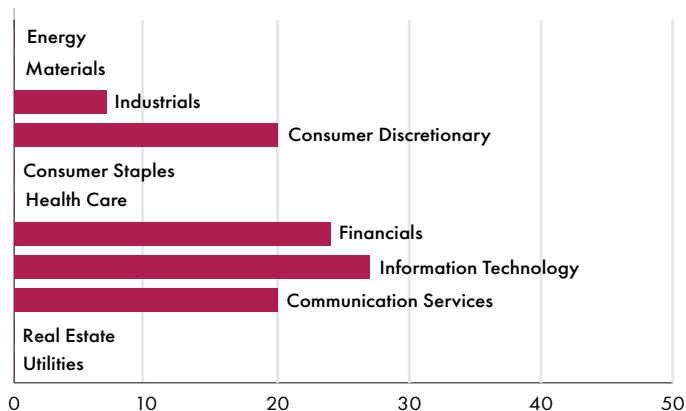
CONTACT US

Zarina Kalapesi, Head of Distribution, MFF Group
zarina.kalapesi@mffcapital.com.au | +61 488 136 635

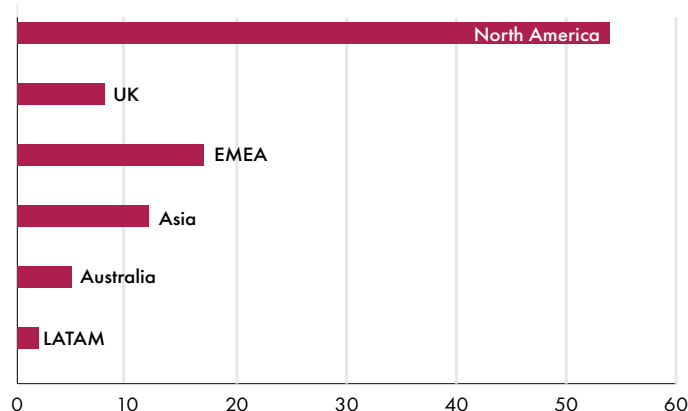
Montaka Global Investments
montaka.com | office@montaka.com | +61 2 7202 0100

1. Performance is calculated using the Fund's NAV unit price (excludes any buy/sell spread). Performance is pre-tax, net of management fees and costs (including any accrued performance fees), and assumes the reinvestment of distributions.
 2. Internally defined; not exhaustive.
 3. Turnover is the percentage of the Fund that has changed based on the last 12 months, and is inversely related to the hold period.
 4. A\$ currency exposure shown on a look-through basis based on internal analysis of the underlying revenue exposure of companies held in the portfolio and includes the effect of currency forwards.
 5. Refer to the PDS for more information.
 6. Of total return above Benchmark, after any under-performance recovered. Refer to the PDS for more information.

Sector Exposure⁷ (net, % of NAV)



Geographic Exposure⁸ (net, % of NAV)



How to Invest:

OFF-MARKET WITH THE FUND

- Please click below to complete the direct online application form

[Apply Online](#)

OR

THROUGH A FINANCIAL ADVISER

- Speak with your Adviser or Broker
- Let them know the fund name 'Montaka Global Long Only Fund'

7. Sector exposure based on the Global Industry Classification Standard (GICS).

8. Geographic exposure shown on a look-through basis, based on internal analysis of the underlying revenue exposure of companies held in the portfolio.

DISCLAIMER: Performance is calculated after fees and costs, including the investment management fee and performance fee, but excludes the buy/sell spread. All returns are on a pre-tax basis. This report was prepared by Montaka Global Pty Ltd, (ACN 604 878 533, AFSL 516 942) (a subsidiary of MFF Capital Investments Limited ("MFF") (A.B.N 32 121 977 884)), is the investment manager of the Montaka Global Long Only Fund (ARSN: 604 883 418). The responsible entity of the Fund is Fundhost Limited (ABN 69 092 517 087) (AFSL No: 233 045) (Fundhost). While the information in this document has been prepared with all reasonable care, neither Fundhost nor Montaka makes any representation or warranty as to the accuracy or completeness of any statement in this document including any forecasts. Neither Fundhost nor Montaka guarantees the performance of the Fund or the repayment of any investor's capital. To the extent permitted by law, neither Fundhost nor Montaka, including their employees, consultants, advisers, officers or authorised representatives, are liable for any loss or damage arising as a result of reliance placed on the contents of this document. You should not base an investment decision simply on past performance.

Past performance is not an indicator of future performance. Returns are not guaranteed and so the value of an investment may rise or fall. This document has been prepared for the purpose of providing general information, without taking account your particular objectives, financial circumstances or needs. You should obtain and consider a copy of the Product Disclosure Statement (PDS) relating to the Fund before making a decision to invest. The PDS and Target Market Determination are available on this webpage: <https://montaka.com/mglol/>

All data where MSCI is referenced is the property of MSCI Limited ("MSCI"). No use or distribution of this data is permitted without the written consent of MSCI. This data is provided "as is" without any warranties by MSCI. MSCI assumes no liability for or in connection with this data. Please see full MSCI disclaimer in <https://montaka.com/disclaimer/>.