

About The Fund

Montaka Global Investments aims to invest in high-quality global companies that are well-positioned to benefit from major long-term industry trends and are priced below what we believe they are worth. The Fund seeks to achieve long-term capital growth, and outperform the MSCI World Index over a rolling 5-year period, net of fees.






Total Return Performance¹

	FUND	BENCHMARK
1 month	2.3%	4.5%
3 month	2.2%	6.3%
6 month	-14.4%	1.5%
1 year	-8.3%	14.0%
2 years (p.a.)	5.2%	15.8%
3 years (p.a.)	13.3%	17.7%
5 years (p.a.)	7.6%	13.6%
Since inception (p.a.)	7.2%	13.1%
Since inception (p.a.) - Strategy ²	8.3%	12.3%

Top 10 Holdings (net, % of NAV)

1	Amazon	11.2%	6	TSMC	4.4%
2	Microsoft	9.9%	7	Mastercard	4.4%
3	Meta	7.6%	8	ServiceNow	4.3%
4	KKR	6.6%	9	Visa	4.2%
5	Alphabet	6.1%	10	Salesforce	4.2%
Total top 10 holdings					62.8%

Key Themes³ (net, % of NAV)

	Cloud Computing	20%
	Financial & Data Platforms	17%
	Discovery Engines	14%
	Enterprise Software	13%
	Digital Marketplaces	10%

Fund Statistics (net, % of NAV)

Top 10 holdings	62.8%
Turnover ⁴	40.1%
Cash weighting	1.8%
A\$ currency exposure ⁵	22.2%
Number of positions	23

Fund Facts

Portfolio Manager	Andrew Macken
ARSN	621 941 508
APIR	PER8095AU
Inception Date	20 December 2017
Fund Type	Global equities, long only
Legal Structure	Exchange-traded managed fund; open-ended, ASX-listed
Unit Price (NAV)	A\$3.9395
Fund Size	A\$133 million
Management Fee	1.32% p.a.
Performance Fee ⁶	15.38% p.a.
Buy/Sell Spread	0.25% / 0.25%
Benchmark	MSCI World Net Total Return Index, in Australian Dollars
Invest or Redeem	Buy/sell units on the ASX or apply/redeem directly with the Fund
Distributions	Target 4.5% p.a. paid semi-annually, as at 30 Jun and 31 Dec each year

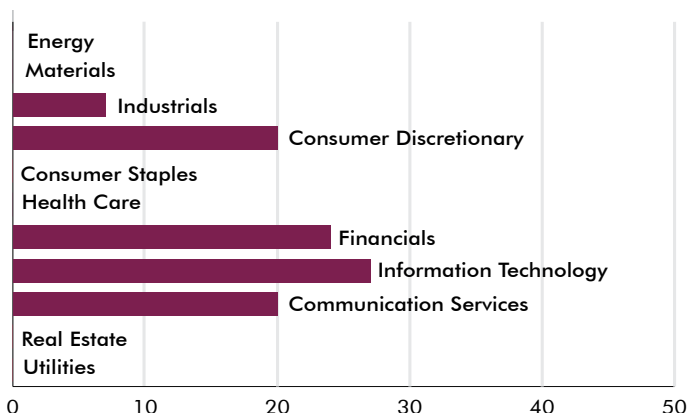
CONTACT US

Zarina Kalapesi, Head of Distribution, MFF Group
zarina.kalapesi@mffcapital.com.au | +61 488 136 635

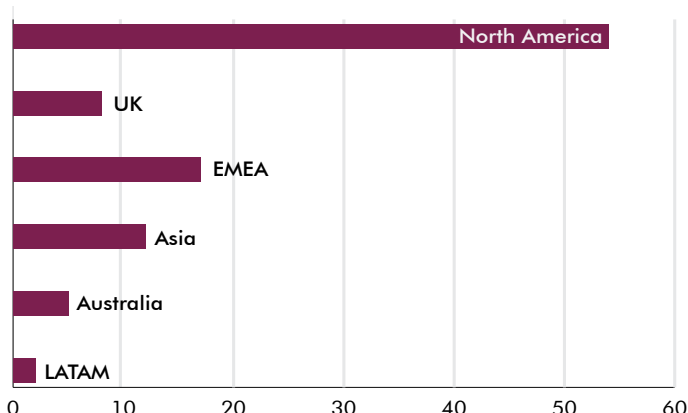
Montaka Global Investments
montaka.com | office@montaka.com | +61 2 7202 0100

1. Past performance is not indicative of future performance. Performance is calculated using the Fund's NAV unit price (excludes any buy/sell spread). Performance is pre-tax, net of management fees and costs (including any accrued performance fees), and assumes the reinvestment of distributions.
 2. Performance for Montaka Global Long Only Fund, previously known as Montgomery Global Fund, the unlisted fund that invests with the same underlying strategy as the Fund. Inception 1 July 2015.
 3. Internally defined; not exhaustive.
 4. Turnover is the percentage of the Fund that has changed based on the last 12 months, and is inversely related to the hold period.
 5. A\$ currency exposure shown on a look-through basis based on internal analysis of the underlying revenue exposure of companies held in the portfolio and includes the effect of currency forwards.
 6. Of total return above Benchmark, after any under-performance recovered.

Sector Exposure⁷ (net, % of NAV)



Geographic Exposure⁸ (net, % of NAV)



How to Invest:

ON-MARKET THROUGH THE ASX

OR

OFF-MARKET WITH THE FUND

OR

THROUGH A FINANCIAL ADVISER

- Open your online broking or stock trading platform account
- Use the ASX ticker 'MOGL' and select an amount to invest or the quantity of units to buy

- Please click below to complete the direct online application form

[Apply Online](#)

- Speak with your Adviser or Broker
- Let them know the ASX ticker code 'MOGL'.

Investors:

AVOID EXTRA EOFY ADMINISTRATION

- Before the end of the financial year, please take a moment to check that your investor details are up to date. Ensuring your Tax File Number and contact details are current can help avoid unnecessary withholding tax and ensure you continue to receive important investor communications.
- Log in to the investor portal to review and update your details: <https://montaka.apexgroupportal.com/welcome>

7. Sector exposure based on the Global Industry Classification Standard (GICS).

8. Geographic exposure shown on a look-through basis, based on internal analysis of the underlying revenue exposure of companies held in the portfolio.

DISCLAIMER: This fund is appropriate for investors with 'High' risk and return profiles. A suitable investor for this fund is prepared to accept high risk in the pursuit of capital growth with a medium to long investment timeframe. Investors should refer to the TMD for further information.

This document was prepared by Montaka Global Pty Ltd. (ACN 604 878 533, AFSL 516 942) (a subsidiary of MFF Capital Investments Limited ("MFF") (ABN 32 121 977 884)), the investment manager of the Montaka Global Fund - Active ETF (ARSN: 621 941 508) and is authorised for release by the responsible entity Perpetual Trust Services Limited (ACN 000 142 049, AFSL 236648), the issuer of units of the Montaka Global Fund - Active ETF. Copies of the Product Disclosure Statement (PDS) and Target Market Determination are available on this webpage: montaka.com/mogl/. Before making any decision to make or hold any investment in the Fund you should consider the PDS in full and any ASX announcements. The information provided is general information only and does not take into account your investment objectives, financial situation or particular needs. You should consider your own investment objectives, financial situation and particular needs before acting upon any information provided and consider seeking advice from a financial adviser or stockbroker. You should not base an investment decision simply on past performance. Past performance is not an indicator of future performance. Returns are not guaranteed and so the value of an investment may rise or fall. To the extent permitted by law, no liability is accepted for any loss or damage as a result of any reliance on this information.

All data where MSCI is referenced is the property of MSCI Limited ("MSCI"). No use or distribution of this data is permitted without the written consent of MSCI. This data is provided "as is" without any warranties by MSCI. MSCI assumes no liability for or in connection with this data. Please see full MSCI disclaimer in <https://montaka.com/disclaimer/>.